

YEAR 9

Weeks commencing 31st October 2022

Subject

Lesson and Resources

Notes / Extension Task

CORE SUBJECTS

ENGLISH

Click on the link below for the English work which will run until 16th December 2022.

[The Crucible revision booklet - upto 16-12-2022](#)

MATHS

Lesson 1

Converting F/D/P **Sparx: M958, M264, M553**
Complete the questions at all levels

Lesson 2

Follow this link and answer the questions.
Use the video at the top to help you
Click the tick at the bottom to check your answers.
[Mixed F/D/P Practice](#)

Lesson 3

Algebraic notation **Sparx: M813, M830**
Complete the questions at all levels
When finished, follow this link and answer the questions.
Click the tick at the bottom to check your answers.
[Algebraic notation](#)

Lesson 4

Simplifying expressions **Sparx: M795, M531, M949**
Complete the questions at all levels

[Sparx - How to Use](#)

Notes:

Where relevant, find the Sparx Task by clicking on Independent Learning:





And then search for the relevant task in the Search bar:


Search for topics:	Your curriculum:
<input type="text" value="Enter topic name or code"/>	<input type="text" value="Key Stage 3"/>

Use the videos for support as you answer the questions.

Extension Tasks:

Complete all Compulsory, Target and XP Boost tasks at 100%

Subject	Lesson and Resources	Notes / Extension Task
MATHS	<p><u>Lesson 5</u> Simplifying expressions Follow this link and answer the questions. Click the tick at the bottom to check your answers. Simplifying expressions</p>	<p>Sparx - How to Use</p> <p><u>Notes:</u> Where relevant, find the Sparx Task by clicking on Independent Learning:</p>  <p>And then search for the relevant task in the Search bar:</p>  <p>Use the videos for support as you answer the questions.</p> <p><u>Extension Tasks:</u> Complete all Compulsory, Target and XP Boost tasks at 100%</p>
	<p><u>Lesson 6</u> Algebraic fractions Sparx: M568 Complete the questions at all levels. When finished, follow this link and answer the questions. Click the tick at the bottom to check your answers. Algebraic fractions</p>	
	<p><u>Lesson 7</u> Algebraic fractions Sparx: M754, M336 Complete the questions at all levels. When finished, follow this link and answer the questions. Click the tick at the bottom to check your answers. Algebraic fractions</p>	
SCIENCE	KS 3 > Yr 9> Unit 2 Reactivity > Lesson 8 Acids and metal carbonates	<p><u>To access lesson:</u></p> <ol style="list-style-type: none"> 1. Click on the link > Curriculum - Curriculum (continuityoak.org.uk) 2. Click on KS 3 Science > 3. Select correct topic> 4. Click on lesson number> <p>Select Lesson video/expand screen</p>
	Yr 9> Unit 2> Lesson 9 Neutralisation	
	Yr 9> Unit 2> Lesson 10 + 11 method writing & hazard	
	Yr 9> Unit 2 > Lesson 12 Reactivity series	
	Yr 9> Unit 2 > Lesson 13 Metal Ores	
	Yr 9> Unit 2 > Lesson 14 Displacement	

YEAR 9		Weeks commencing 31 st Oct 2022
Subject	Lesson and Resources	Notes / Extension Task
FOUNDATION SUBJECTS		
ART	<p>During this term we will be doing a project about ICONS and IDENTITY.</p> <p>Choose an icon, a person that you admire, find a good photograph of them, (print it if possible), and copy it in an A4 paper as big as you can fit it. Make sure that it's only head and shoulders. Copy it just using a pencil and rubber, use shading from black and white, add as much detail as possible, take your time.</p> <p>Add your name, surname and class code to your artistic sketch drawings. -Keep the drawings safe and bring them to school on your return. F- check homework in ARBOR</p>	<p>Note: If you are UNSURE at any point, please contact Mrs Palomino with any questions and further guidance.</p> <p>If you finish earlier than in 1hr and 15mins, start having a go of doing the actual portrait in an A4. Try to draw the person you are using in your project . If not able, you may trace, but you will learn more if you do some yourself.</p>
DRAMA	<p> KS3 Drama at Home Programme.docx</p>	<p>Please select and complete one of the 6 task from the grid by following the links provided.</p> <p>Extension Task: Complete another task from the grid</p>

Subject	Lesson and Resources	Notes / Extension Task
<p>FRENCH</p>	<p>Here are the topics that we are studying this term:</p> <p>Relationships with family and friends</p> <ul style="list-style-type: none"> - Character descriptions and relationships - Free time activities in the future and past - A good friend - My ideal partner - When you were younger <p>Revise these topics here on BBC Bitesize:</p> <p>Myself, my family, my relationships</p>	<p>Notes:</p> <ol style="list-style-type: none"> 1. Watch the video on Bitesize and complete the activities. 2. Make a note of any new words in French and English 3. Then go to Quizlet and revise the vocabulary set. 4. Write a short paragraph (50 words) about the topic. Use opinions, past tense and future tense. Revise writing it out from memory – ask someone at home to test you if possible! <p>Quizlet - Join your Year 9 French group here:</p> <p>9X/FR1 – Miss Jones 9X/FR2 – Mrs Routley 9X/FR3 – Mrs Routley 9X/FR4 – Miss Castro</p> <p>Homework / Extension tasks:</p> <ol style="list-style-type: none"> 1. Active Learn. Go to https://www.pearsonactivelearn.com/app/Home Your username is your Regis School email. Your password is Tr5Reset20 Complete set tasks.
<p>GEOGRAPHY</p>	<p>Follow the links below to watch and complete the Oak lessons. You will pause and complete all activities and record your work on the worksheet uploaded or in a notebook or on paper.</p> <p>Website: https://continuityoak.org.uk/Lessons And then go to GEOGRAPHY- YEAR 9- UNIT 3 LIFE IN AN EMERGING COUNTRY and complete lessons:</p> <p>L6 What are the advantages and disadvantages of TNCs? L7 Why is rural to urban migration a key feature of emerging countries? L8- What are megacities and where are they located?</p>	<p>If you have finished all the tasks in the lesson and resources section and wish to continue some more geography work log on to Seneca using your school account.</p> <p>Search for KS3 Geography and work your way through the learning and quizzes for the topic you are currently learning.</p>

Subject	Lesson and Resources	Notes / Extension Task
HISTORY	Lesson 1 https://classroom.thenational.academy/lessons/chinese-labour-corps-69jkae	You will need a pen and your book or a piece of lined paper. Open the link. Start the video and complete all instructions. You can pause the video if you need to.
	Lesson 2 https://classroom.thenational.academy/lessons/mike-mountain-horse-crvk8c	
	Lesson 3 https://classroom.thenational.academy/lessons/what-do-the-stories-of-the-often-forgotten-armies-reveal-about-the-western-front-6crk2c	
MUSIC	Year 9 https://classroom.thenational.academy/lessons/to-be-able-to-perform-harmonic-and-melodic-ideas-influenced-by-water-no-get-enemy-70rk0r?step=2&activity=video	
RELIGIOUS STUDIES <i>(all lessons up until end of term)</i>	Lesson: How do Sikhs express their faith today? Teacher Hub Oak National Academy (thenational.academy) Lesson: Where and how do Sikhs worship? Teacher Hub Oak National Academy (thenational.academy) Lesson: Social Justice and Human Rights Teacher Hub Oak National Academy (thenational.academy) Lesson: Prejudice and discrimination Teacher Hub Oak National Academy (thenational.academy)	Notes: 1. Open the link and complete the lesson, pause the video as and when needed.

Subject	Lesson and Resources	Notes / Extension Task
<p>SPANISH</p>	<p>Here are the topics that we are studying this term:</p> <p>Relationships with family and friends</p> <ul style="list-style-type: none"> - Character descriptions and relationships - Free time activities in the future and past - A good friend - My ideal partner - When you were younger <p>Revise these topics here on BBC Bitesize:</p> <p>Myself, my family, my relationships</p>	<p>Notes:</p> <ol style="list-style-type: none"> 1. Watch the video on Bitesize and complete the activities. 2. Make a note of any new words in Spanish and English 3. Then go to Quizlet and revise the vocabulary set. 4. Write a short paragraph (50 words) about the topic. Use opinions, past tense and future tense. Revise writing it out from memory – ask someone at home to test you if possible! <p>Quizlet - Join your Year 9 Spanish group here:</p> <p>9Y/SH1 – Miss Castro 9Y/SH2 – Miss Lee 9Y/SH3 – Mrs Routley 9Y/SH4 – Miss Jones 9Y/SH5 – Miss Castro 9X/SH5 – Miss Lee and Miss Jones</p> <p>Homework / Extension tasks:</p> <ol style="list-style-type: none"> 1. Active Learn. Go to https://www.pearsonactivelearn.com/app/Home Your username is your Regis School email. Your password is Tr5Reset22 Complete set tasks.